

FY March 2018 Highlights

Number of sales countries/regions

More than **130** countries

Number of primary-tier suppliers

1,081

Global sales volume

1,631 thousand units Up 4.6% YoY

Global sales share

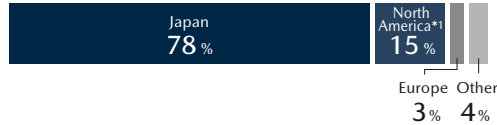


Number of employees

49,755

Overseas local employment rate for management **72.5%**

Rate of employees by region (consolidated)



Net sales

3,474.0 billion yen Up 8.1% YoY

Operating income

146.4 billion yen Up 16.5% YoY

Domestic production volume

987 thousand units

Overseas production volume

633 thousand units

CO₂ emissions per unit of sales revenue from production (Four principal domestic sites*2)

18.9 t-CO₂/100 million yen Reduced by 47% compared with FY March 1991 levels

Total amount of landfill waste (Four principal domestic sites*2)

0 Maintained since FY March 2009

Rate of reinstatement after childrearing leave (Non-consolidated)

98%

Percentage of employees with special needs (Non-consolidated)

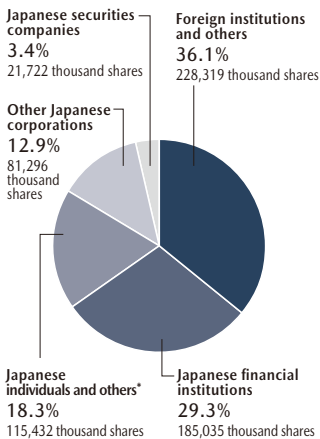
2.11%

*1 Including Mexico.

*2 Head Office (Hiroshima); Miyoshi Plant; Hofu Plant, Nishinoura District; and Hofu Plant, Nakanoseki District (including R&D and other indirect areas)

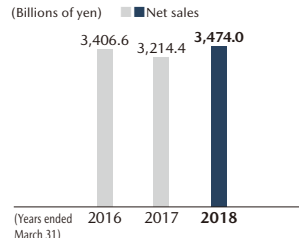
Financial Information

Breakdown of Shareholders by Type (as of March 31, 2018)

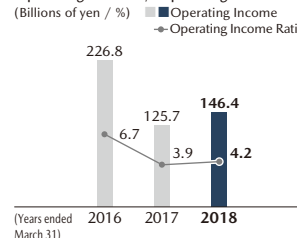


* Treasury stock is included in "Japanese individuals and others"

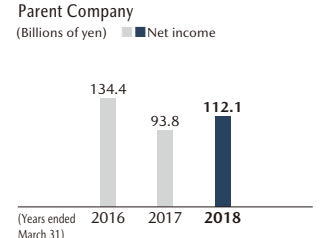
Net Sales (Billions of yen)



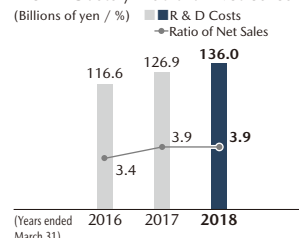
Operating Income / Operating Income Ratio (Billions of yen / %)



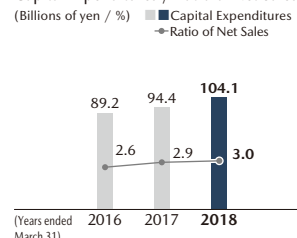
Net Income Attributable to Owners of the Parent Company (Billions of yen)



R & D Costs / Ratio of Net Sales (Billions of yen / %)



Capital Expenditures / Ratio of Net Sales (Billions of yen / %)



Equity / Equity Ratio (Billions of yen / %)

