

MAZDA MOTOR CORPORATION

FY2006 1Q RESULTS AND FULL YEAR PROJECTIONS

July 28, 2006

OUTLINE

- ➔ **Overview**
- ➔ **FY2006 1Q Results**
- ➔ **FY2006 Full Year Projections**
- ➔ **U.S. Market Update**

OVERVIEW

FY2006 1Q HIGHLIGHTS

- **Operating Profit up 30% to ¥29.6 billion**
- **Revenues up 9%**
- **Launched CX-7 in North America**
- **Momentum On Track**
- **Confirm Full-year Projections**

FY2006 1Q RESULTS

FY2006 1Q FINANCIAL METRICS

(Billion yen)	First Quarter		Change	
	FY2006	FY2005	Amount	Pct.
Revenue	734.3	670.8	63.5	9 %
Operating Profit	29.6	22.8	6.8	30 %
Ordinary Profit	24.0	21.4	2.6	12 %
Profit Before Tax	22.9	0.4	22.5	- %
Net Income	6.6	0.4	6.2	- %
Operating ROS	4.0%	3.4%	0.6 Pts	-
EPS(Yen/Share)	4.7	0.3	4.4	- %

KEY DATA

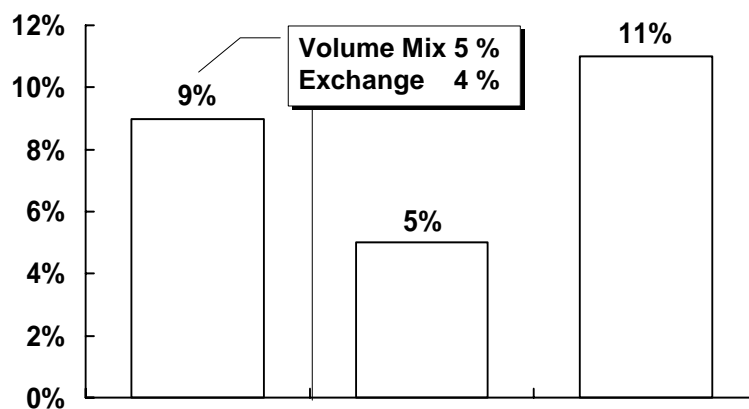
	First Quarter		Change
	FY2006	FY2005	
<u>WHOLESALES (000)</u>			
Consolidated	272	278	(2) %
<u>EXCHANGE RATES</u>			
Yen / U.S. Dollar	115	108	¥ 7
Yen / Euro	144	135	¥ 9

7 FY2006 1Q Results / Full Year Projections



REVENUE CHANGES BY DESTINATION

FY2006 1Q Compared With FY2005 1Q



(Billion yen)	Total	Domestic	Overseas
FY06	734.3	215.1	519.2
FY05	670.8	204.1	466.7

8 FY2006 1Q Results / Full Year Projections



JAPAN

	First Quarter		Change
	FY2006	FY2005	
Retail Sales Volume (000)	62	65	(6) %
Market Share	4.7 %	4.8 %	(0.1) Pts

MPV Contributed Amid Sluggish Industry Demand



9 FY2006 1Q Results / Full Year Projections



UNITED STATES

	First Quarter		Change
	FY2006	FY2005	
Retail Sales Volume (000)	73	71	3 %
Market Share	1.7 %	1.5 %	0.2 Pts

Strategic Model CX-7 Introduced



10 FY2006 1Q Results / Full Year Projections



EUROPE

	First Quarter		Change
	FY2006	FY2005	
Retail Sales Volume (000)	76	69	10 %
Market Share	1.5 %	1.4 %	0.1 Pts

Retail Sales up 10% Year-over-Year



11 FY2006 1Q Results / Full Year Projections



CHINA

	First Quarter		Change
	FY2006	FY2005	
Retail Sales Volume (000)	29	38	(24) %
Market Share	1.6 %	2.5 %	(0.9) Pts

Mazda6 5HB Introduced

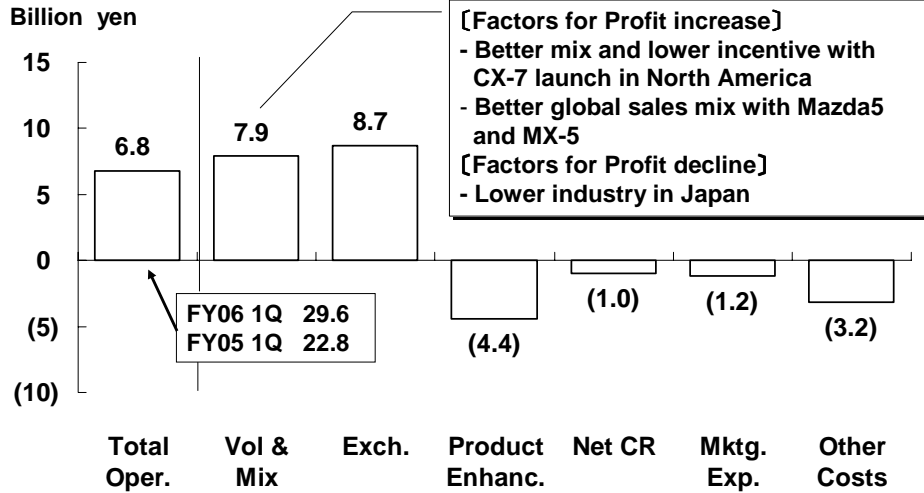


12 FY2006 1Q Results / Full Year Projections



OPERATING PROFIT CHANGES

FY2006 1Q Compared with FY2005 1Q

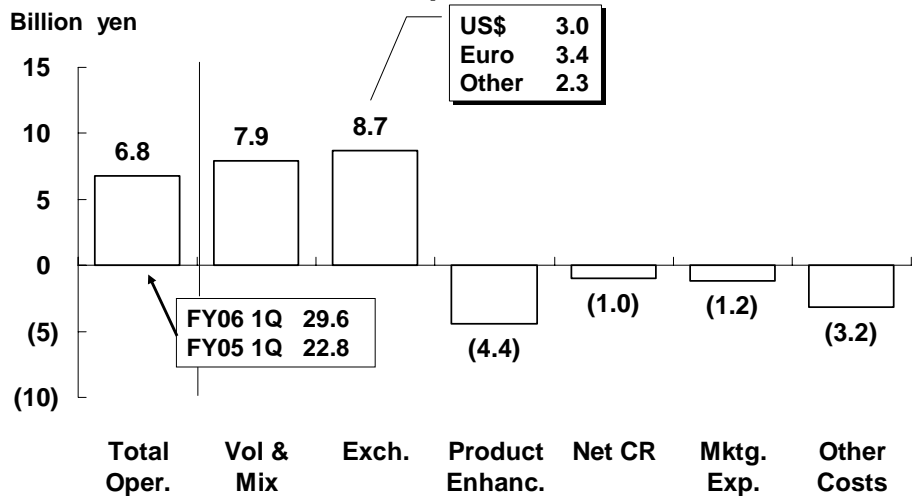


13 FY2006 1Q Results / Full Year Projections



OPERATING PROFIT CHANGES

FY2006 1Q Compared with FY2005 1Q

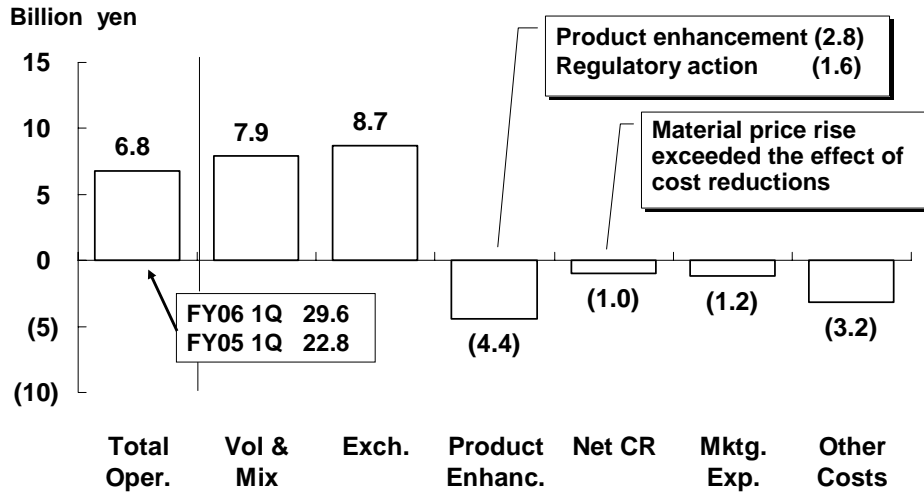


14 FY2006 1Q Results / Full Year Projections



OPERATING PROFIT CHANGES

FY2006 1Q Compared with FY2005 1Q

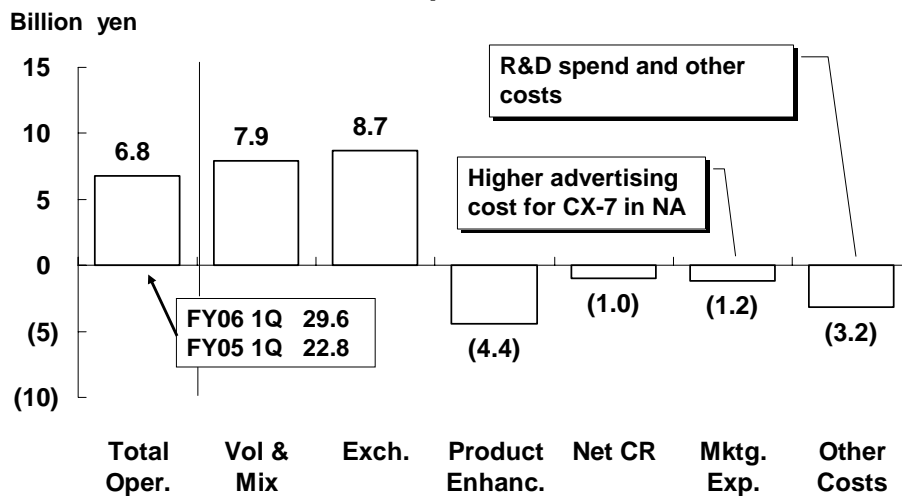


15 FY2006 1Q Results / Full Year Projections



OPERATING PROFIT CHANGES

FY2006 1Q Compared with FY2005 1Q



16 FY2006 1Q Results / Full Year Projections



FY2006 FULL YEAR PROJECTIONS

17 FY2006 1Q Results / Full Year Projections



FY2006 FINANCIAL METRICS

(Billion yen)	Full Year		Change	
	FY2006	FY2005	Amount	Pct.
Revenue	3,100.0	2,919.8	180.2	6 %
Operating Profit	135.0	123.4	11.6	9 %
Ordinary Profit	130.0	101.5	28.5	28 %
Profit Before Tax	120.0	117.5	2.5	2 %
Net Income	75.0	66.7	8.3	12 %
Operating ROS	4.4%	4.2%	0.2 Pts	-
EPS(Yen/Share)	53.6	51.5	2.1	4 %

18 FY2006 1Q Results / Full Year Projections



U.S. MARKET UPDATE

U.S. MARKET PLANS (MAY 2004)

- **U.S. Focused Product Strategy**
- **Efficient Marketing Investment**
- **Improve Residual Values**
- **Exclusive Dealer Plan**
- **Lower Incentive Spending**

FY2006 PRODUCT ACTIONS



Seven product launches in FY2006:
CX-7, MAZDASPEED3, MX-5 Power Retractable Hardtop,
MAZDA3, Tribute, Tribute Hybrid, and CX-9

21 FY2006 1Q Results / Full Year Projections



MEDIA ACCOLADES

➤ CX-7:

"...truly a cross between an urban SUV and open-road sports car." – MPH May 2006

"Mazda's new CX-7 possesses excellent handling and good power." – Road & Track June 2006

"This Mazda channels the spirit of the Porsche Cayenne and the Range Rover Sport better than anything else in the under-\$30k class" – Motor Trend June 2006

➤ MX-5:

"20 to Remember" – MX-5 named as one of the 20 greatest cars of the past two decades – Automobile Magazine April 2006

➤ MAZDA3:

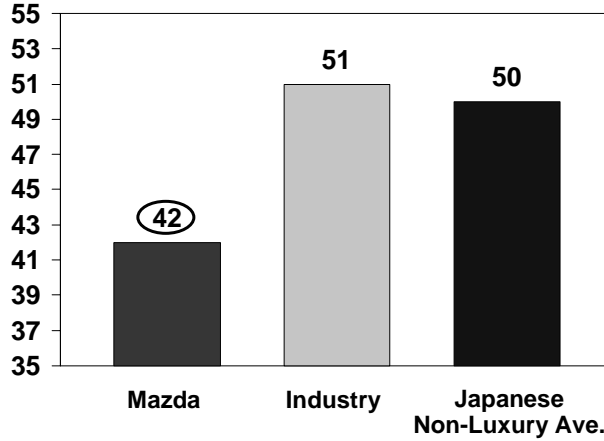
"Best Sedan Under \$15,000," and won the Edmunds Consumer Most Wanted Award in this category – Edmunds.com

22 FY2006 1Q Results / Full Year Projections



MAZDA CUSTOMERS ARE YOUNGEST IN THE INDUSTRY

Median Age Trend: 2006*

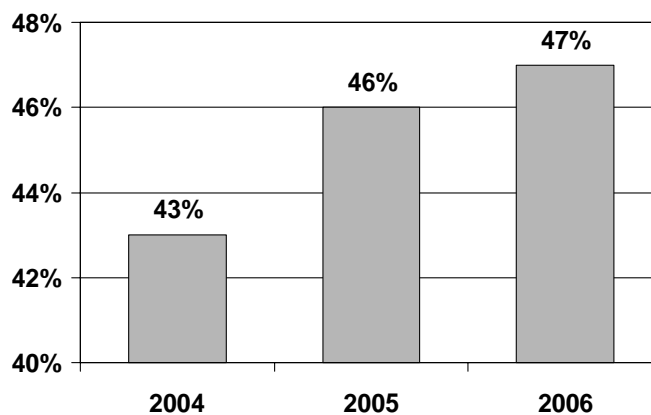


Source: Maritz 2006
 *NOTE: Preliminary 2006 Maritz data; small sample; excludes RX-8

Mazda customers are now the youngest in the industry.



MAZDA RESIDUAL VALUE (36 Months)

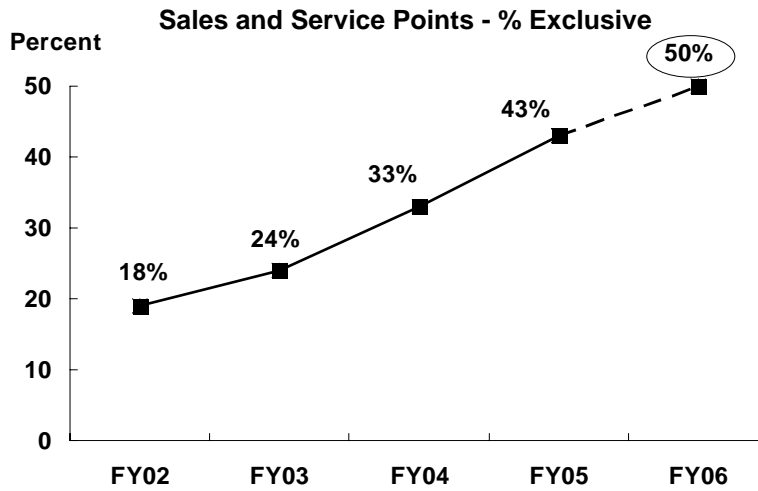


Source: Automotive Lease Guide

Mazda's residual value has increased



EXCLUSIVE DEALERS



On target to achieve 50% objective

25 FY2006 1Q Results / Full Year Projections



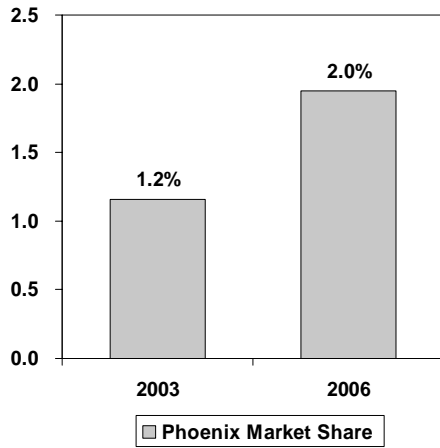
RETAIL REVOLUTION



26 FY2006 1Q Results / Full Year Projections



MARKET ACTIONS: PHOENIX EXAMPLE



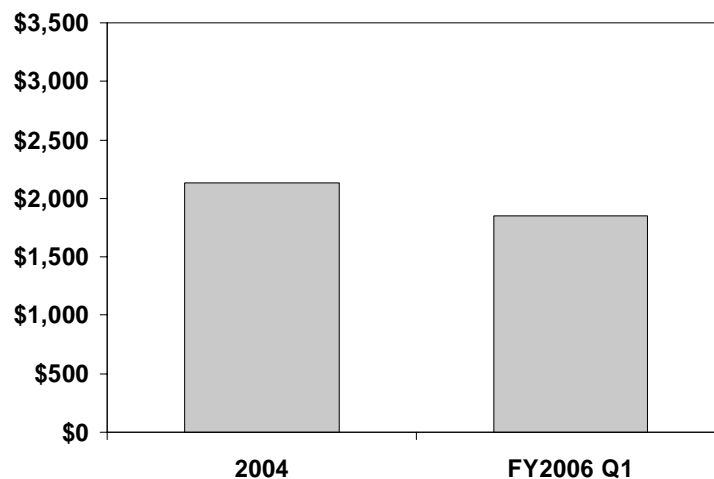
No. of Dealerships	2003	2006
Exclusive Retail Revolution	--	2
Exclusive	1	3
Dual/SSR	5	2
TOTAL	6	7

Exclusive and Retail Revolution market actions have led to market share improvement.

27 FY2006 1Q Results / Full Year Projections



U.S. VARIABLE MARKETING

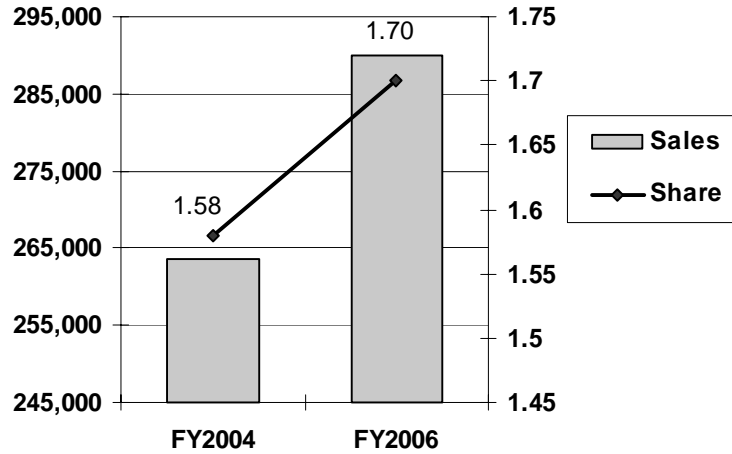


Mazda has reduced its per unit Variable spend since 2004.

28 FY2006 1Q Results / Full Year Projections



U.S. MARKET SALES AND SHARE



Improvements in Mazda product, marketing, and network are resulting in U.S. market share gains.

29 FY2006 1Q Results / Full Year Projections



FY2006 U.S. MARKET PLANS

- U.S. Focused Product Strategy
- Efficient Marketing Investment
- Vehicle Residual Values
- Exclusive Dealer Plan
- Lower Incentive Spending
- Better Retail/Fleet Sales Mix
- Improved Profit Contribution

Continue US momentum by executing our strategy.

30 FY2006 1Q Results / Full Year Projections





mazda

DISCLAIMER

The projections for FY2006 and future strategies shown in this presentation are based on various uncertainties including without limitation the conditions of the world economy in the future, the trend of the automotive industry and the risk of exchange-rate fluctuations. So, please be aware that Mazda's actual performance may differ substantially from the projections.

If you are interested in investing in Mazda, you are requested to make a final investment decision at your own risk, taking the foregoing into consideration. Please note that neither Mazda nor any third party providing information shall be responsible for any damage you may suffer due to investment in Mazda based on the information shown in this presentation.